



**As farmworkers return to the fields,
we urge everyone to be alert to the dangers
of working near power lines!**

**Do you know what to do if your equipment contacts a power line?
Your split-second response could be the difference between LIFE and DEATH!**



STAY PUT AND CALL 911

If your equipment contacts a power line, stay inside the cab.
DO NOT EXIT. Call 911 and your electric cooperative for help and warn anyone nearby not to approach your equipment. Only exit the machinery after you are told by utility representatives that it is safe to do so.

Exiting equipment that has contacted energized power lines can cause electrocution. The downed power lines could energize the equipment with electricity and, if you step out, you will become the electricity's path to ground and could be killed by electric shock.

If you must get out of your equipment...



JUMP CLEAR

If you **MUST** get out of your equipment because of a fire, tuck your arms across your body and jump with your feet together as far as possible from the equipment so no part of your body touches the equipment and the ground at the same time.

Move away from the equipment with your feet together, either by hopping or shuffling, until you are at least 40 feet away. Electricity spreads through the ground in ripples. Keeping your feet together prevents one foot from stepping into a higher voltage zone than the other foot, which could cause electrocution.



STAY AWAY

When you are clear of the area, call for help and keep others away. **DO NOT** approach your equipment again until utility crews and emergency responders tell you it is safe.

GRAIN BIN SAFETY

When planning for a new grain bin, keep electrical safety in mind.

Southern Iowa Electric Cooperative and Northeast Power may have distribution and/or transmission lines crossing your property in the area of your proposed bin(s). For the safety of those working and/or living around grain bins, we would like to assist you during your planning process. Specific clearances are required by the American National Standards Institute (ANSI) C2-2017 "National Electrical Safety Code," Rule 234F (as shown on the graphics to the right).

Note: Southern Iowa Electric Cooperative will only recognize a "non-loading side" if the following criteria is met; a "grain bin agreement" form has been completed and signed by both parties and the bin in question is posted with permanent signage indicating the "Non-Loading Side".

Please contact us to ensure your project meets applicable code requirements for the safety of those working and living near your operations.

Contact us:



Southern Iowa Electric Cooperative

A Touchstone Energy® Cooperative

22458 Highway 2

Bloomfield, IA 52537

641.664.2277

www.sie.coop



Northeast Power

A Touchstone Energy® Cooperative

3705 Business 61

Palmyra, MO 63461

573.769.2107

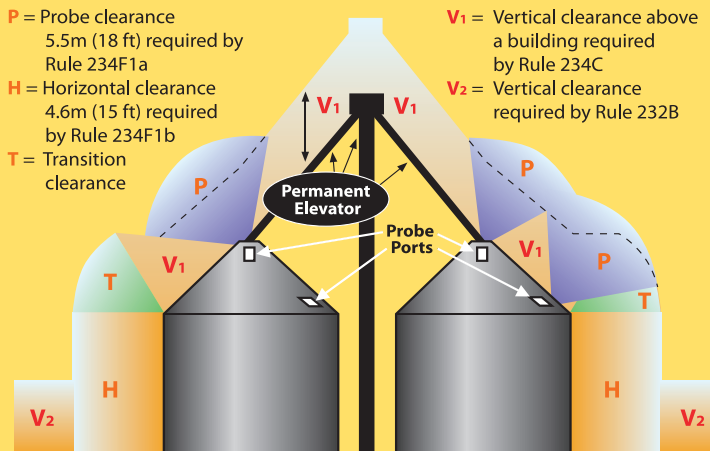
www.northeast-power.coop

www.energizingsafety.coop

Clearance envelope for grain bins filled by permanently installed augers, conveyors or elevators

P = Probe clearance
5.5m (18 ft) required by Rule 234F1a
H = Horizontal clearance
4.6m (15 ft) required by Rule 234F1b
T = Transition clearance

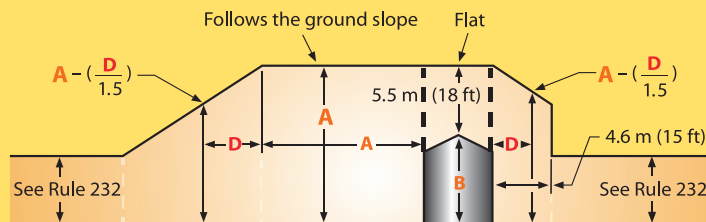
V₁ = Vertical clearance above a building required by Rule 234C
V₂ = Vertical clearance required by Rule 232B



From IEEE Std. C2-2017, "National Electrical Safety Code." © Copyright 2016 by IEEE. All rights reserved.

Clearance envelope for grain bins filled by portable augers, conveyors or elevators

ELEVATION



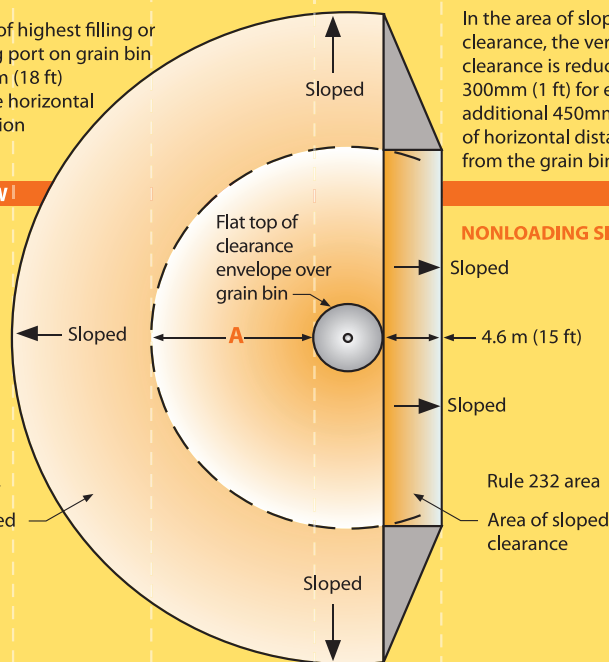
B = Height of highest filling or probing port on grain bin
A = B + 5.5m (18 ft)
D = Variable horizontal dimension

In the area of sloped clearance, the vertical clearance is reduced by 300mm (1 ft) for each additional 450mm (1.5 ft) of horizontal distance from the grain bin.

PLAN VIEW

LOADING SIDE

See Rule 232
Area of sloped clearance



NONLOADING SIDE

Rule 232 area
Area of sloped clearance

From IEEE Std. C2-2017, "National Electrical Safety Code." © Copyright 2016 by IEEE. All rights reserved. The IEEE disclaims any responsibility or liability resulting from the placement and use in the described manner.

Disclaimer: These drawings are provided as part of Iowa electric cooperatives' annual public information campaign and are based on the 2017 Edition of the National Electrical Safety Code. To view the actual drawings, refer to that publication. Every care has been taken for the correctness of the contents for these drawings. However, the Iowa Association of Electric Cooperatives and its member cooperatives accept no liability whatsoever for omissions or errors, technical inaccuracies, typographical mistakes or damages of any kind arising from the use of the contents of these drawings, whether textual or graphical.